



Tear along perforation



Complete and attach to patient's chart



Attach to sterile dressing

### Patient Information Card

Keep this card with you for 30 days following your procedure. Please talk to your doctor if you have any questions about your post-procedure discharge guidelines.



Patient Name: \_\_\_\_\_

Physician Name: \_\_\_\_\_

Physician Phone: \_\_\_\_\_

Procedure Date: \_\_\_\_\_

Artery     Vein (check one)

Left     Right (check one)

This patient received Mynx, a synthetic, non-metallic sealant comprised of polyethylene glycol. Mynx dissolves within 30 days, leaving nothing permanently behind.

Information: 1 877 700 MYNX (6969) U.S. ONLY  
+1 650 864 5473



www.accessclosure.com  
Made in U.S.A

### After Your Procedure

Although the Mynx Vascular Closure Device immediately seals the puncture site after your catheterization procedure, your blood vessel still needs time to heal. Even if you do not feel any pain or discomfort during your first few days home following your procedure, take time to rest and allow the natural healing process to occur. Here are some general post-procedure discharge guidelines. Please talk to your doctor about any limitations in your activities following your procedure.

### Taking Care of Your Puncture Site

- Re-apply a clean, dry band-aid every day for five days or until a scab has formed at the site. Change the band-aid as needed.
- Keep the site clean and dry.
- You may shower 24 hours after the procedure, but do not bathe or use a pool until the wound has completely closed.
- Gently clean your puncture site with soap and warm water.
- After showering, gently pat-dry the site with a clean towel; then let the site air-dry before covering with a band-aid.
- Limit tight fitting clothes or underwear that may irritate the puncture site until the site has healed.

### Daily Activities

#### Day of discharge

- NO driving.

#### Modify activity for a minimum of 3 days.

- NO heavy lifting of anything over 5 pounds (equivalent to a 1/2 gallon of milk).
- NO pushing or pulling.
- NO vigorous activity or straining.
  - Avoid stairs unless necessary: if necessary, take them slowly.
  - Coughing, sneezing, or straining for a bowel movement: support your groin by pressing with your palm on top of the dressing/bandage.
  - Sexual activity: check with your doctor.
- NO strenuous exercise.
- Avoid driving unless necessary.

Talk to your doctor about returning back to work, which depends on your type of work, your procedure and any medication you might be taking.



### MynxGrip Vascular Closure Device

# Patient Brochure

Your Guide To Vascular Sealing



5452 Betsy Ross Drive, Santa Clara, CA 95054, USA  
www.accessclosure.com LBL9354.B

©2015 Cardinal Health. All Rights Reserved. CARDINAL HEALTH, the Cardinal Health LOGO, ESSENTIAL TO CARE, MYNX and MYNXGRIP are trademarks or registered trademarks of Cardinal Health.



Tear along perforation



### About Your Catheterization Procedure

During your catheterization procedure, your physician will make a small puncture in a blood vessel near your groin area. A small hollow tube called a sheath will be placed through this puncture site that allows the physician to perform your procedure. At the end of the procedure, the sheath is removed and there will be a small hole in your blood vessel. Similar to a cut on your skin, it is important to close this hole to prevent bleeding.

### How Is Closure Achieved?

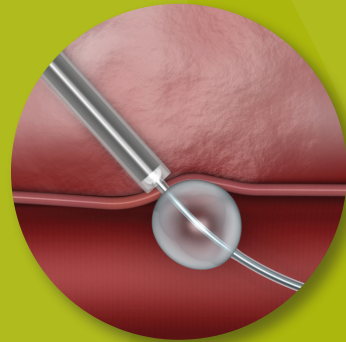
Traditionally, physicians have closed the access site with manual compression or mechanical clamps. These methods require heavy pressure on your leg for 15-30 minutes and sometimes even longer. This pressure can be uncomfortable and requires you to lie in bed for at least 6-8 hours following the procedure.

Now, an alternative to manual compression is available that immediately seals the puncture site to stop the bleeding without lengthy and often painful pressure applied to your leg - it's called the Mynx Vascular Closure Device.

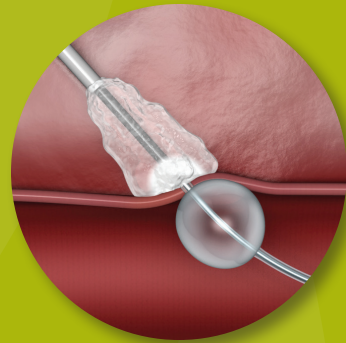


### How Does Mynx Work?

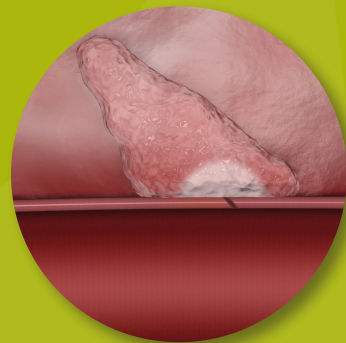
Mynx uses a soft, sponge-like material to close the small hole in your blood vessel after your procedure. It works by rapidly absorbing the blood around the puncture site, which stops the bleeding and immediately seals the hole.



Your doctor will slip the Mynx sealant just above the puncture site.



The Mynx sealant instantly expands – filling the entire puncture area on contact, which stops the bleeding.



Mynx will be completely absorbed by your body within 30 days, leaving nothing behind but a healed blood vessel.

### Sudoku

While you are resting quietly after your procedure, this Sudoku puzzle may help you pass the time.

9					2		
8			2	9			
2		5	8				9
	7			8	9		6
			6		2		
6			7	1			5
	5				3	7	4
				4	8		5
		6					3

### Mynx Discharge Information

#### Normal Observations

- A small lump and/or mild tenderness in your groin area
- Some bruising or discomfort

#### Please contact your doctor immediately if you experience any of the following signs and/or symptoms:

- Persistent tenderness or swelling at the puncture site
- Significant pain at the puncture site or leg
- Bleeding/oozing at the puncture site
- Increasing redness, warmth, bruising or swelling at the puncture site
- Numbness or tingling in the leg
- Drainage from the puncture site
- Non-healing wound
- Fever or chills
- Any other unusual symptoms